

NEW

TBG... LX ME

From 110 to 2000 kW



Two-stage progressive/modulating gas burners with low pollutant emissions and electronic cam



Low NOx

Conform to:
Gas Directive 90/396/CEE
E.M.C. Directive 89/336/CEE
L.V. Directive 73/23/CEE
Reference standard: EN676



PLUS

- Low NOx and CO emissions gas burner compliant with European standard EN676 "Classe III".
- Easy maintenance thanks to the two-sides opening flange .
- Gas train inlet can be mounted either upward or downward.
- High modulation ratio.
- Electrical panel with protection rating of IP 55.

TECHNICAL AND FUNCTIONAL CHARACTERISTICS

- Low NOx and CO emissions gas burner compliant with European standard EN676 "Classe III".
- Two-stage progressive/modulating operation.
- Ability to operate with output modulation by means of automatic RWF40 regulator mounted on the control panel (to be ordered separately with the modulation kit).
- Gas adjustment by throttle valve controlled by electronically controlled step servo motor.
- Suitable for operation with any type of combustion chamber, according to standard EN 303.
- Partial combustion gas recirculation blast-pipe with low NOx emissions (class III).
- High ventilation efficiency, low electrical input, low noise.
- Hinge opening on both sides for easy access to the combustion head when burner is installed.
- Air capacity adjustment by means of linear opening damper using electronically controlled step servo motor.
- Air damper closing when burner does not work.
- Electrical panel that connects by 4 and 7 pole plugs/sockets (standard accessories).
- Electrical panel with protection rating of IP 55.
- Sliding boiler coupling flange to adapt the head protrusion to the various types of boilers.
- Modulation ratio 1:5.
- Gas train inlet can be mounted either upward or downward.

CONSTRUCTION CHARACTERISTICS

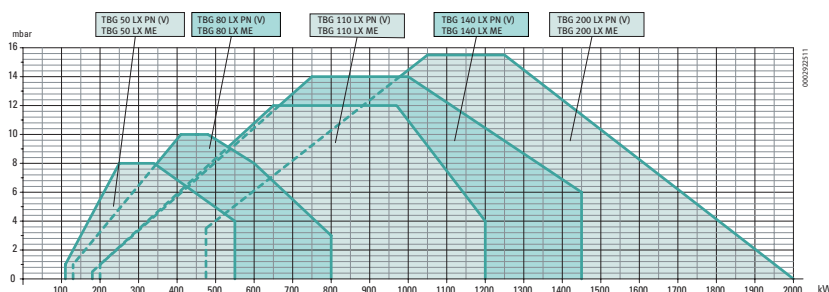
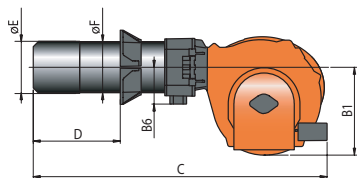
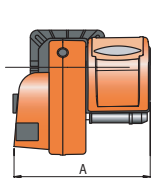
The burner consists of:

- Light die-cast aluminium alloy casing.
- Centrifugal fan, in light aluminium alloy, with onward vanes.
- Fan driven by light alloy three-phase electric motor.
- Combustion air input with sound insulation and designed for optimal air damper opening linearity.
- Light die-cast aluminium alloy electrical panel.
- Control panel with display diagram for working mode with indication lights, start/stop switch, burner shut-off selector and burner unblocking button; possibility to install RWF 40 electronic modulator.
- Electronic control box compliant with standard EN298, with microprocessor, integrated valves' tightness control; suitable for eBus connection.
- Working sequence and fault code display.
- Ionizer electrode flame detection.
- Gas train with safety and operation valve, minimum pressure switch, pressure regulator and gas filter.
- Intelligent connectors for burner/train (error proof).

NEW

TBG... LX ME

From 110 to 2000 kW



Model	A mm	B 1 mm	B 6 mm	C mm	D mm	E mm	F mm
TBG 50 LX ME	610	380	200	1265	175 ÷ 400	161	159
TBG 80 LX ME	610	380	200	1265	175 ÷ 400	180	178
TBG 110 LX ME	610	380	200	1315	200 ÷ 450	224	219
TBG 140 LX ME	610	380	200	1315	200 ÷ 450	240	219
TBG 200 LX ME	610	380	200	1315	200 ÷ 450	250	219

Thermal output kW	Model	Code	Electrical supply	Motor kW	Size of packaging L x P x H mm	Weight kg
-------------------	-------	------	-------------------	----------	--------------------------------	-----------

Frequency 50 Hz

110 ÷ 550	TBG 50 LX ME	17460010	3N AC 50Hz 400V	0,55	1080 x 770 x 700	76
130 ÷ 800	TBG 80 LX ME	17530010	3N AC 50Hz 400V	1,10	1080 x 770 x 700	78
180 ÷ 1200	TBG 110 LX ME	17600010	3N AC 50Hz 400V	1,5	1080 x 770 x 700	87
200 ÷ 1450	TBG 140 LX ME	17670010	3N AC 50Hz 400V	2,2	1080 x 770 x 700	87
475 ÷ 2000	TBG 200 LX ME	17740010	3N AC 50Hz 400V	3,0	1080 x 770 x 700	94

Frequency 60 Hz

110 ÷ 550	TBG 50 LX ME	17465410	3N AC 60Hz 400V	0,55	1080 x 770 x 700	76
130 ÷ 800	TBG 80 LX ME	17535410	3N AC 60Hz 400V	1,10	1080 x 770 x 700	78
180 ÷ 1200	TBG 110 LX ME	17605410	3N AC 60Hz 400V	1,5	1080 x 770 x 700	87
200 ÷ 1450	TBG 140 LX ME	17675410	3N AC 60Hz 400V	2,2	1080 x 770 x 700	87
475 ÷ 2000	TBG 200 LX ME	17745410	3N AC 60Hz 400V	3,5	1080 x 770 x 700	94



baltur
TECNOLOGIE PER IL CLIMA

Baltur S.p.A.

Via Ferrarese, 10
44042 Cento (Fe) - Italy

Tel. +39 051-6843711

Fax: +39 051-6857527/28

www.baltur.it

info@baltur.it

Quality System Certified
UNI-EN ISO 9001 I.C.I.M. n° 202

Data reported in this brochure shall be considered as indicative;
Baltur reserves the right to change them without previous notice.